BAXI

ECOFOUR

SPARE PARTS CATALOGUE

- January 2015 -

HOW TO READ THE SPARE PARTS CATALOGUE

In the spare part catalogue, after the exploded diagrams, there are the components lists of the boilers; this is the meaning of the different columns:

Pos. Identification number of the component in the exploded diagram of the boiler.

Description Short description of the component.

Code BAXI S.p.A. code of the component.

Tab. XX XX is the exploded diagram number of the boiler taken into consideration.

Until 31th December 2011

From serial number Date (year and week) identifying the beginning of production of a component (taken from the serial number of the boiler).
e.g. **B005**: **year 2000** (B identifies the decade 2000-2009; 0 identifies the year) – **5th week**.
If the box is empty, the component is in use from the beginning of production of the boiler.

To serial number Date (year and week) identifying the end of production of a component (taken from the serial number of the boiler).
e.g. **B012**: **year 2000** (B identifies the decade 2000-2009; 0 identifies the year) – **12th week**.
If the box is empty, the component is still in use.

Interchangeable It identifies the interchangeability between the new component and the old one.

YES: components are interchangeable.
NO: components are not interchangeable.

FROM 1st January 2102

From serial number Date (year and week) identifying the beginning of production of a component (taken from the serial number of the boiler).
e.g. **1201**: **year 2012** (1 identifies the decade 2010-2019; 2 identifies the year) – **1th week**.
If the box is empty, the component is in use from the beginning of production of the boiler.

To serial number Date (year and week) identifying the end of production of a component (taken from the serial number of the boiler).
e.g. **1225**: **year 2012** (1 identifies the decade 2010-2019; 2 identifies the year) – **25th week**.
If the box is empty, the component is still in use.

Interchangeable It identifies the interchangeability between the new component and the old one.

YES: components are interchangeable.
NO: components are not interchangeable.

HOW TO READ THE SPARE PARTS CATALOGUE

In the spare part catalogue, after the exploded diagrams, there are the components lists of the boilers; this is the meaning of the different columns:

TABELLA COLLEGAMENTO CODICE CALDAIA - ESPLOSO
TABLEAU CONNECTION CODEX CHAUDIERE - VUE ECLATEE
BOILERS CONNECTION BOARD - EXPLODED VIEW

BOILER CODE	BOILER DESCRIPTION	EXPLODED REF.
CODICE CALDAIA	DESCRIZIONE CALDAIA	RIF. ESPLOSO
CODIGO CALDERA	DESCRIPCION CALDERA	REF. EXPLOSIONADO
CODE CHAUDIÈRE	DESCRIPTION CHAUDIÈRE	RÉF. EXPLOSÉE
CSE461143540	ECOFOUR 1.14	Tab 382
CSE465143541	ECOFOUR 1.14 F	Tab 433
CSE465143540	ECOFOUR 1.14 F	Tab 384
CSE461243540	ECOFOUR 1.24	Tab 382
CSE465243541	ECOFOUR 1.24 F	Tab 433
CSE465243540	ECOFOUR 1.24 F	Tab 384
CSE462243541	ECOFOUR 24	Tab 383
CSE462243540	ECOFOUR 24	Tab 383
CSE466243542	ECOFOUR 24 F	Tab 434
CSE466243541	ECOFOUR 24 F	Tab 434
CSE466243540	ECOFOUR 24 F	Tab 385

ECOFOUR

05/08/2015

Pos	Code	Description code	CSE461143540 1.14	CSE465143540 1.14 F	CSE465143541 1.14 F	CSE461243540 1.24	cse465243540 1.24 f	CSE465243541 1.24 F	CSE462243540 24	CSE462243541 24	CSE466243540 24 F	CSE466243541 24 F	CSE466243542 24 F	To serial number	From serial number	Interchangeable:
2	5698660	LEFT PANEL ASSEMBLY ECO4 ATM.	●			●			●	●						
2	5698680	LEFT PANEL ASSEMBLY ECO4 FF		●	●		●	●			●	●	●			
3	5698650	RIGHT PANEL ASSEMBLY ECO4 ATM.	●			●			●	●						
3	5698670	RIGHT PANEL ASSEMBLY ECO4 FF		●	●		●	●			●	●	●			
4	628820	FRONTAL PANEL ASS. ECO4 ATM	●	●	●	●	●	●	●	●	●	●	●			
5	5117420	TRAVERSE SIDES CONNECTION FF		●	●		●	●			●	●	●			
5	5117460	TRAVERSE SIDES CONNECTION-ATM-	●			●			●	●						
8	5408080	PRESSURE SWITCH PIPE L=270		●	●		●	●			●	●	●			
9	5117740	FLUE REDUCTION d.78mm		●	●		●	●			●	●	●			
12	5108690	PLATE BLANKING		●	●		●	●			●	●	●			
13	5407400	SUCTION CAP GASKET		●	●		●	●			●	●	●			
17	5214290	BEND FLUE EMISSIONS ECO4		●	●		●	●			●	●	●			
18	5409580	PRESSURE SENSING VENTURI 80E		●	●									C045		
18	5413850	PRESS.SENS.VENTURI SINGLE TAP					●	●			●	●	●			
18	710364700	PRESSURE SENSING VENTURI		●	●										C046	
21	5402050	WASHER-SEALING	●	●	●	●	●	●	●	●	●	●	●			
22	5678500	FAN 31W		●	●											
22	5682150	FAN					●	●			●	●	●			
23	628610	PRESS.SWITCH ASS. 0,68mbar HONEYW.					●								C121	YES
23	628610	PRESS.SWITCH ASS. 0,68mbar HONEYW.						●			●	●	●			
23	628630	PRESS.SWITCH ASS. 0.4mbar HONEYW.		●	●											
23	628770	FLUE PRESS.SWITCH 70-60Pa HUBA					●	●			●	●	●			
23	628800	FLUE PRESS.SWITCH 50-39Pa HUBA		●	●									1312		
23	5663820	PRESSURE SWITCH 80 ASS. IND.					●				●			C120		
23	710789900	PRESSURE SWITCH ASSEMBLY HUBA					●	●			●	●	●	1448		
23	711277100	FLUE PRESS. SWITCH 50-39Pa HUBA		●	●										1313	YES
23	721890300	FLUE PRESS.SWITCH 70-60Pa HUBA					●	●			●	●	●		1449	YES
24	5407930	PIPE - VALVE COMPENSATION		●			●				●			B923		
24	5414320	PIPE-VALVE COMPENS.4,5x8 L=170		●			●				●				B924	YES

ECOFOUR

05/08/2015

Pos	Code	Description code	CSE461143540 1.14	CSE465143540 1.14 F	CSE465143541 1.14 F	CSE461243540 1.24	cse465243540 1.24 f	CSE465243541 1.24 F	CSE462243540 24	CSE462243541 24	CSE466243540 24 F	CSE466243541 24 F	CSE466243542 24 F	To serial number	From serial number	Interchangeable:
24	5414320	PIPE-VALVE COMPENS.4,5x8 L=170			●			●				●	●			
25	5113800	CONVEYOR ASSEMBLY		●	●		●	●			●	●	●			
27	5677210	COMBUSTION CHAMBER ASSEMBLY				●				●						
27	5677940	COMBUSTION CHAMBER ASS. 14KW	●													
27	5693830	COMB.CHAMBER ASS.ECO4 ATM							●							
27	5693910	COMB.CHAMBER ASS.ECO4 FF		●	●									1411		
27	5700020	COMB.CHAMBER ASS.ECO4 FF					●	●			●	●	●			
27	5700020	COMB.CHAMBER ASS.ECO4 FF		●	●										1412	YES
28	5213210	INSULATING PANEL		●	●		●	●			●	●	●			
28	5213220	INSULATING PANEL	●			●			●	●						
29	5213280	INSULATING PANEL	●	●	●	●	●	●	●		●	●			B506	YES
29	5213280	INSULATING PANEL								●			●			
30	5213370	INSULATING PANEL		●	●		●	●			●	●	●			
30	5213380	FRONTAL INSULATING PANEL	●			●			●	●						
31	612970	COMB. CHAMBER FRONTAL PANEL		●	●		●	●			●	●	●			
31	615370	COMBUST.CHAMBER FRONTAL PANEL	●			●			●	●						
32	5677660	PRIMARY EXCHANGER WITH CLIPS	●	●	●	●	●	●	●	●	●	●	●			
33	5403130	O-RING 22 x 3	●	●	●	●	●	●	●		●	●		1311		
33	710963000	OR 21,5X3 EP70 TFL								●			●			
33	710963000	OR 21,5X3 EP70 TFL	●	●	●	●	●	●	●		●	●			1312	YES
34	5113650	PRIMARY EXCHANGER FIXING CLIP	●	●	●	●	●	●	●	●	●	●	●			
35	5693900	RECT.EXPANSION VESSEL 6l-CIMM-	●			●			●	●						
35	5693920	CIRC.EXPANS.VESSEL 6l CIMM		●	●		●	●			●	●	●		C013	YES
35	5695230	CIRC.EXPANS.VESSEL 6l ZILMET		●	●		●	●			●	●	●	C012		
37	5663830	SEALED CHAMBER FRONT PANEL		●	●		●	●			●	●	●			
38	5401610	VIEWING WINDOW GASKET		●	●		●	●			●	●	●			
39	5203930	VIEWING WINDOW		●	●		●	●			●	●	●			
40	5103360	SURROUND - VIEWING WINDOW		●	●		●	●			●	●	●			

ECOFOUR

05/08/2015

Pos	Code	Description code	CSE46114354 0 1.14	CSE46514354 0 1.14 F	CSE46514354 1 1.14 F	CSE46124354 0 1.24	cse46524354 0 1.24 f	CSE46524354 1 1.24 F	CSE46224354 0 24	CSE46224354 1 24	CSE46624354 0 24 F	CSE46624354 1 24 F	CSE46624354 2 24 F	To serial number	From serial number	Interchangeable:
41	5663710	BURNER ASSEMBLY (13 ELEM.)				●	●	●	●	●	●	●	●			
41	5665980	BURNER ASSEMBLY PERFORMA 12e	●	●	●											
43	5665960	GAS RAMP 10 HOLES d.1,18	●	●	●											
43	5698690	GAS RAMP 13HOLES/INJECT. d1,18				●			●	●						
43	5698700	GAS RAMP 13HOLES/INJECT. d1,28					●	●			●	●	●			
44	5666400	NATURAL GAS INJECTORS KIT					●	●			●	●	●			
44	5669460	NATURAL GAS INJECTORS KIT	●	●	●	●			●	●						
44	5680020	TRANSFORMATION KIT G31	●	●	●	●	●	●	●	●	●	●	●			
45	5407940	GASKET-BURNER MANIFOLD	●	●	●	●	●	●	●	●	●	●	●			
46	5657180	ADAPTOR-MANIFOLD	●	●	●	●	●	●	●	●	●	●	●			
47	5407810	GASKET-MANIFOLD ADAPTOR		●	●		●	●			●	●	●			
49	5409520	HOSE ADAPTER CAP		●	●		●	●			●	●	●			
59	8612400	IGNITION CABLE L=250 ECO4	●	●		●	●		●		●			C023		
59	710430800	IGNITION CABLE L=250 RESIST.	●	●		●	●		●		●				C024	
59	710430800	IGNITION CABLE L=250 RESIST.			●			●		●		●	●			
61	5407830	INSULATION BOOT - ELECTRODE	●	●	●	●	●	●	●	●	●	●	●			
62	5409570	SEALED CHAMBER HOSE ADAPTER		●	●		●	●			●	●	●			
63	8422570	ELECTRODE - IGNITION	●	●	●	●	●	●	●	●	●	●	●			
70	5676860	PIPE ASS.(PUMP/EXCHANGER)ECO3		●	●		●	●			●	●	●			
70	5677270	PIPE ASS. (PUMP/EXCHANGER)	●			●			●	●						
72	5661200	PUMP UP 15-50/CONNECTOR	●	●	●	●	●	●	●	●	●	●	●			
73	607290	AUTOMATIC AIR VENT	●	●	●	●	●	●	●	●	●	●	●			
74	5406360	O-RING 14X1,78 EP	●	●	●	●	●	●	●	●	●	●	●			
75	5404670	GROMMET - PIPE ASSEMBLY		●	●		●	●			●	●	●			
76	5686660	DHW PLATE EXCHANGER 10 PLATES							●		●	●				
76	711612600	DHW PLATE EXCHANGER 10 PLATES								●			●			
77	5404520	DHW PLATE EXCHANGER GASKET							●		●	●				
77	711613500	DHW PLATE EXCHANGER OR								●			●			

ECOFOUR

05/08/2015

Pos	Code	Description code	CSE461143540 1.14	CSE465143540 1.14 F	CSE465143541 1.14 F	CSE461243540 1.24	cse465243540 1.24 f	CSE465243541 1.24 F	CSE462243540 24	CSE462243541 24	CSE466243540 24 F	CSE466243541 24 F	CSE466243542 24 F	To serial number	From serial number	Interchangeable:
80	**5655650**	HYDRAULIC INLET ASSY	●	●	●	●	●	●								
80	**5693860**	HYDR.INLET GR.WITH BYPASS							●		●	●				
80	**711608300**	HYDRAULIC INLET GROUP								●			●			
81	**620340**	FILTER-TRASDUC GROUP -100078-							●	●	●	●	●			
87	**631680**	PUMP CONNECTING ELEMENT/OR	●	●	●	●	●	●	●		●	●			1302	YES
87	**5210710**	PUMP CONNECTING ELEMENT	●	●	●	●	●	●	●		●	●		1301		
87	**711652300**	PUMP CONNECTING ELEMENT/OR								●			●			
90	**620890**	FILLING GR.WITH TURBINE 120074							●	●	●	●	●			
91	**5652030**	DRAINING TAP	●	●	●	●	●	●	●	●	●	●	●			
92	**9951170**	SAFETY VALVE 3 BAR	●	●	●	●	●	●	●		●	●				
92	**710109400**	HYDRAULIC SAFETY VALVE 3 BAR								●			●			
98	**5676330**	BY-PASS PIPE ASSY-SYSTEM	●	●	●	●	●	●								
99	**8380850**	FIXING CLIP	●	●	●	●	●	●								
102	**5677030**	HEATING/BY PASS ASS. 15.0479	●	●	●	●	●	●								
102	**5693870**	3 WAY VALVE ASS.W.OUT BY-PASS							●		●	●				
102	**711606000**	3 WAY VALVE ASS.								●			●			
113	**617100**	BY-PASS GR.	●	●	●	●	●	●								
120	**626710**	DHW PADDLE GROUP -10.0355-							●		●					
120	**627880**	DHW PADDLE GROUP -10.0397-										●		1320		
120	**711356900**	3 WAY VALVE CARTRIDGE											●			
120	**711356900**	3 WAY VALVE CARTRIDGE										●			1321	YES
122	**5405370**	O-RING	●	●	●	●	●	●								
131	**8435400**	NTC SENSOR							●	●	●	●	●			
132	**5402830**	WASHER - SENSOR SEALING							●	●	●	●	●			
135	**9951610**	LIMIT THERMOSTAT 105°C	●	●	●	●	●	●	●	●	●	●	●			
136	**5676870**	PIPE ASS.(3 WAY VALVE/EXCHANG)		●	●		●	●			●	●	●			
136	**5677260**	PIPE ASSEMBLY (3 WAY VALVE/EX)	●			●			●	●						
137	**5214270**	GAS V. ELBOW OUTLET OPEN FLUE	●			●			●	●						

ECOFOUR

05/08/2015

Pos	Code	Description code	CSE46114354 0 1.14	CSE46514354 0 1.14 F	CSE46514354 1 1.14 F	CSE46124354 0 1.24	cse46524354 0 1.24 f	CSE46524354 1 1.24 F	CSE46224354 0 24	CSE46224354 1 24	CSE46624354 0 24 F	CSE46624354 1 24 F	CSE46624354 2 24 F	To serial number	From serial number	Interchangeable:
137	5214280	GAS VALVE ELBOW OUTLET FF		●	●		●	●			●	●	●			
138	5402010	O RING 22.22x2.62	●	●	●	●	●	●	●	●	●	●	●			
139	5206620	CONNECTOR-GAS VALVE INLET	●	●	●	●	●	●	●	●	●	●	●			
140	5653610	GAS VALVE - SIGMA 845048	●	●	●	●	●	●	●	●	●	●	●			
140	5665220	GAS VALVE HON.	●	●	●	●	●	●	●	●	●	●	●			
147	5693850	CONNECTION TRAVERSE ECO4	●	●	●	●	●	●	●		●	●	●			
151	631660	CONTROL PANEL ECO4								●			●			
151	631660	CONTROL PANEL ECO4	●	●	●	●	●	●	●		●	●			1224	
151	5413650	CONTROL PANEL COVER ECO4	●	●	●	●	●	●	●		●	●		1223		
152	5698880	CONTROL PANEL ECO4 BAXI	●	●	●	●	●	●	●	●	●	●	●			
154	5702450	PCB GROUP BERT&PART HDIMS 02	●	●	●	●	●	●	●	●	●	●	●			
154	710825300	PCB SM11469	●	●	●	●	●	●	●	●	●	●	●			
162	5702560	PANEL PLATE ECOFOUR BAXI	●	●	●	●	●	●	●	●	●	●	●			
166	5688430	TERM.BOARD/DOUBLE FUSE HOLDER	●	●	●	●	●	●	●	●	●	●	●			
168	9950580	FUSE			●			●				●	●			
169	9951650	MANOMETER D.40	●	●	●	●	●	●	●	●	●	●	●			
174	5414010	KEYBOARD ECO4 BAXI	●	●	●	●	●	●	●	●	●	●	●			
192	5404650	SEALING WASHER G 3/4	●	●	●	●	●	●	●	●	●	●	●			
231	5409480	FLUE INTAKE		●	●		●	●			●	●	●			
241	5668420	CONVEYOR ASSEMBLY				●			●	●						
241	5678060	FLUE CHAMBER ASSEMBLY 14KW	●													
242	606930	FLUE SAFETY THERMOSTAT 60C	●													
242	616160	FLUE SAFETY THERMOSTAT 70ø				●			●	●						
259	5681120	BRAND BAXI LUNA3	●	●	●	●	●	●	●	●	●	●	●			
305	5113810	EVACUATION SMOKE CHIMNEY		●	●		●	●			●	●	●			
336	8380680	CLIP-RETAINING							●	●	●	●	●			
337	5694580	3 WAY VALVE MOTOR							●	●	●	●	●			
340	9951690	PRESSURE SWITCH	●	●	●	●	●	●	●	●	●	●	●			

ECOFOUR

05/08/2015

Pos	Code	Description code	CSE461143540 1.14	CSE465143540 1.14 F	CSE465143541 1.14 F	CSE461243540 1.24	cse465243540 1.24 f	CSE465243541 1.24 F	CSE462243540 24	CSE462243541 24	CSE466243540 24 F	CSE466243541 24 F	CSE466243542 24 F	To serial number	From serial number	Interchangeable:
421	**5408270**	O-RING 11,91 X 2,62 NBR	●	●	●	●	●	●								
425	**5412270**	GASKET FAN HT		●	●		●	●			●	●	●			
496	**400020**	O-RING	●	●	●	●	●	●								
511	**5404600**	O.R. 17,86x2,62	●	●	●	●	●	●	●	●	●	●	●			
528	**8435500**	NTC SENSOR D18-ITS2410201/0-	●	●	●	●	●	●	●	●	●	●	●			
624	**8435380**	FLOW RILEVATOR							●	●	●	●	●			
692	**5114360**	PRIMARY EXCHANGER CLIPS	●	●	●	●	●	●	●	●	●	●	●			
693	**5117440**	PRINTED CNTR. PANEL PROTECTION	●	●	●	●	●	●	●	●	●	●	●			
795	**710447300**	CONDENSATE TRAP			●			●				●	●			
808	**721311400**	O-RING 18X2								●			●			
809	**711615000**	SPRING								●			●			
999	**8414540**	CABLE ROOM TH	●	●	●	●	●	●	●	●	●	●	●			
999	**8414620**	POWER CABLE	●	●	●	●	●	●	●	●	●	●	●			
999	**8419040**	CABLE - EARTH	●	●	●	●	●	●	●	●	●	●	●			
999	**8513630**	HIGH VOLTAGE WIRING ECO4 SIT							●		●	●		1202		
999	**8513640**	LOW VOLTAGE WIRING ECO4							●	●	●	●	●			
999	**8513650**	LOW VOLTAGE WIRING ECO4 ATM	●			●			●	●						
999	**8513660**	FAN WIRING ECO4		●	●		●	●			●	●	●			
999	**8513670**	LOW VOLTAGE WIRING ECO4 FF		●	●		●	●			●	●	●			
999	**8513930**	HIGH VOLT.WIRING ECO4 SIT MON.	●	●	●	●	●	●								
999	**8513940**	HIGH VOLT.WIRING ECO4 HON.	●	●	●	●	●	●								
999	**8513950**	LOW VOLT.WIRING ECO4 MONOTHER.	●	●	●	●	●	●								
999	**8612480**	HIGH VOLTAGE WIRING ECO4 HON.							●	●	●	●	●			
999	**710861400**	HIGH VOLTAGE WIRING							●		●	●			1203	YES
999	**710861400**	HIGH VOLTAGE WIRING								●			●			

Tab 382

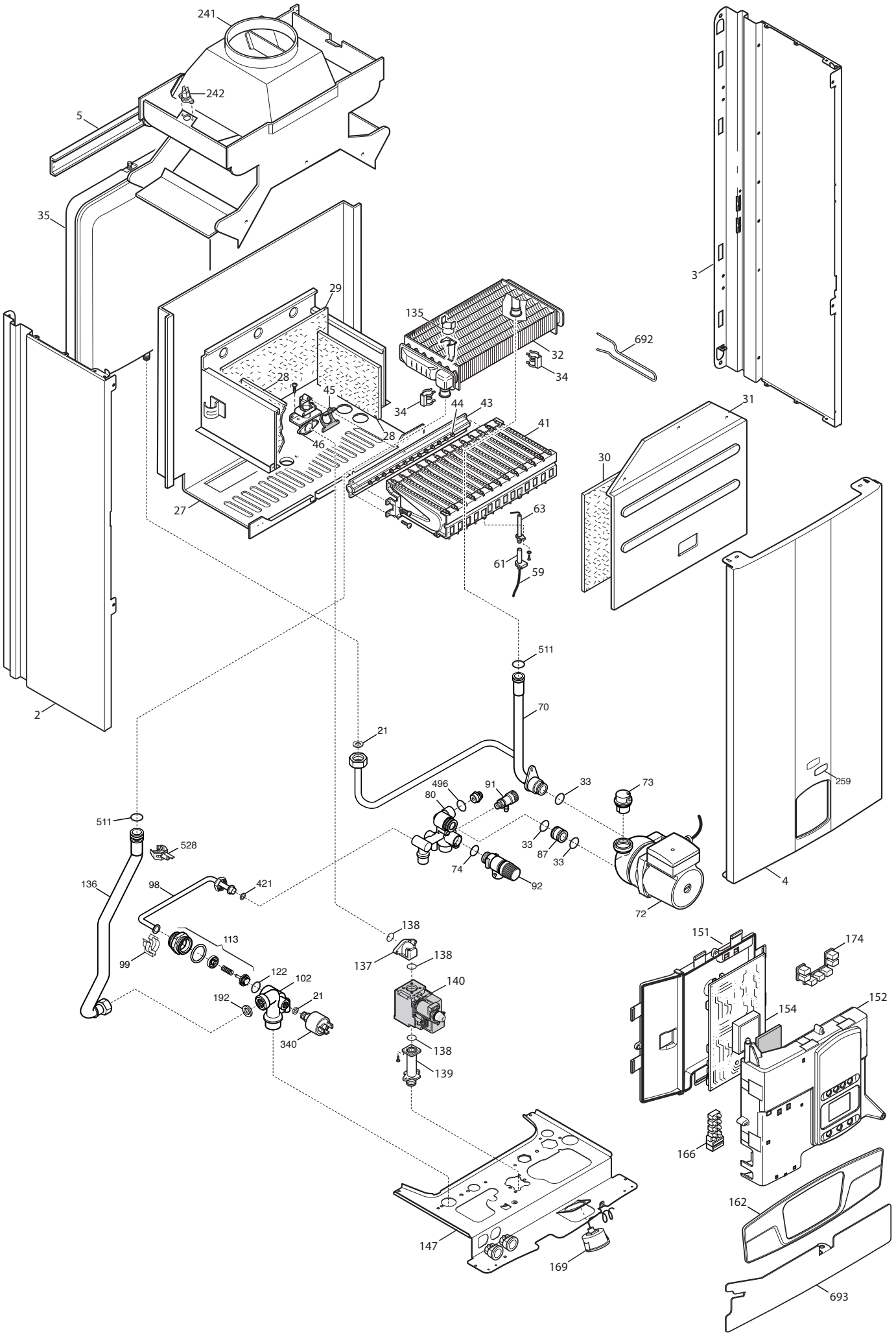
241
242
5
35
29
135
692
32
34
28
45
34
44
43
41
46
28
27
3
31
30
63
61
59
2
511
70
21
496
91
33
73
80
259
511
528
33
87
33
74
92
136
98
421
72
4
138
113
151
174
99
137
138
122
102
140
192
21
152
154
340
138
139
166
162
147
169
693

Tab 383

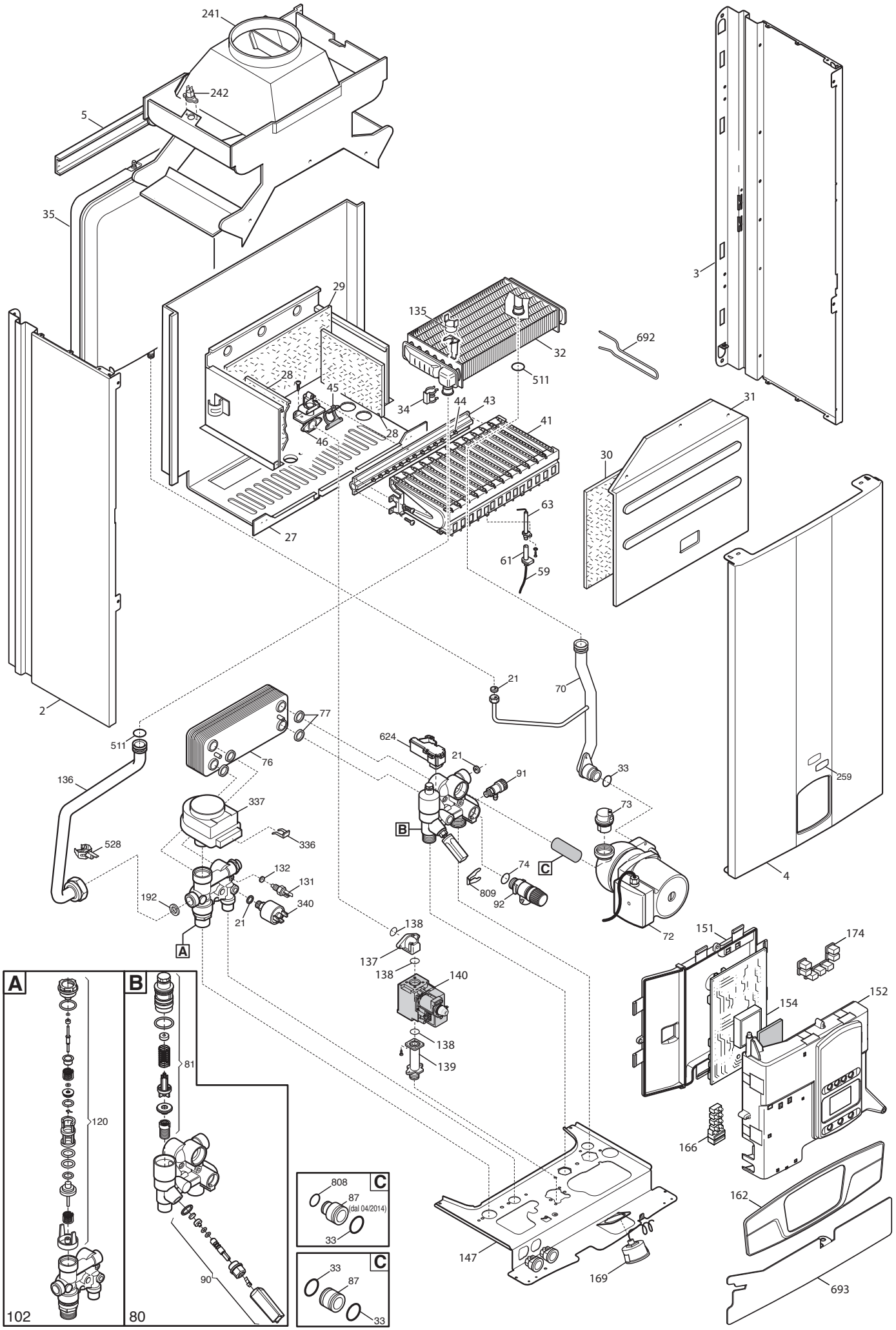
241
242
5
35
3
29
135
32
692
511
28
45
34
44
43
41
46
28
31
30
63
27
61
59
2
21
70
77
624
21
91
33
259
511
76
136
337
73
B
528
336
74
C
132
131
809
92
192
340
21
72
4
138
151
174
137
138
140
154
152
138
139
166
162
147
169
693
A
B
120
81
90
102
80
808
C
87
(dal 04/2014)
33
C
33
87
33

Tab 384

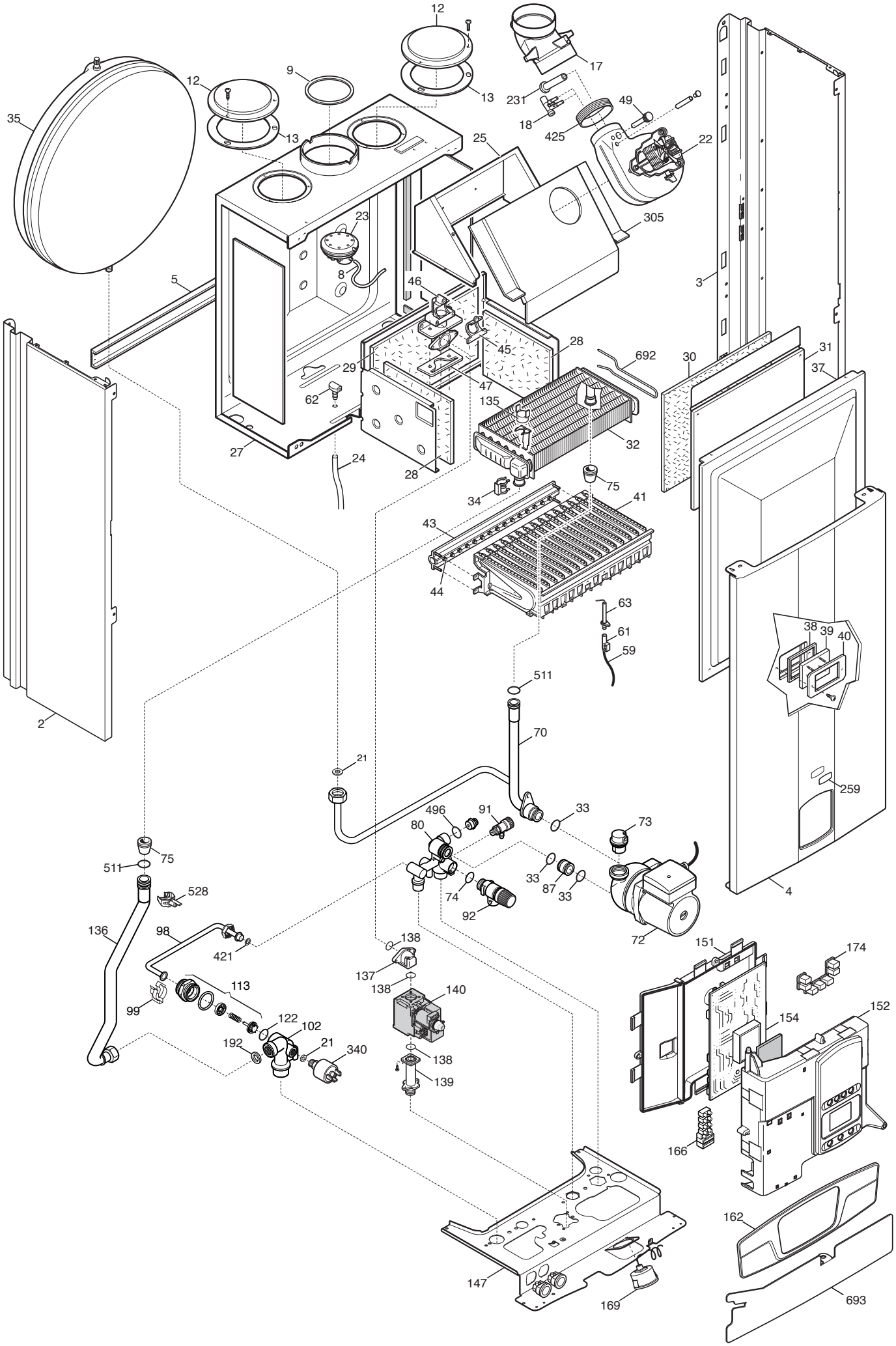
12
17
9
12
13
231
49
35
13
18
425
22
25
23
305
8
5
46
3
28
692
30
31
45
29
37
47
62
135
32
27
24
28
75
34
41
43
44
63
38
39
40
61
59
511
2
70
21
259
496
91
33
73
80
75
511
33
87
33
528
74
92
4
136
98
72
421
138
151
174
137
138
140
113
99
122
102
152
154
192
21
340
138
139
166
162
147
169
693

Tab 385

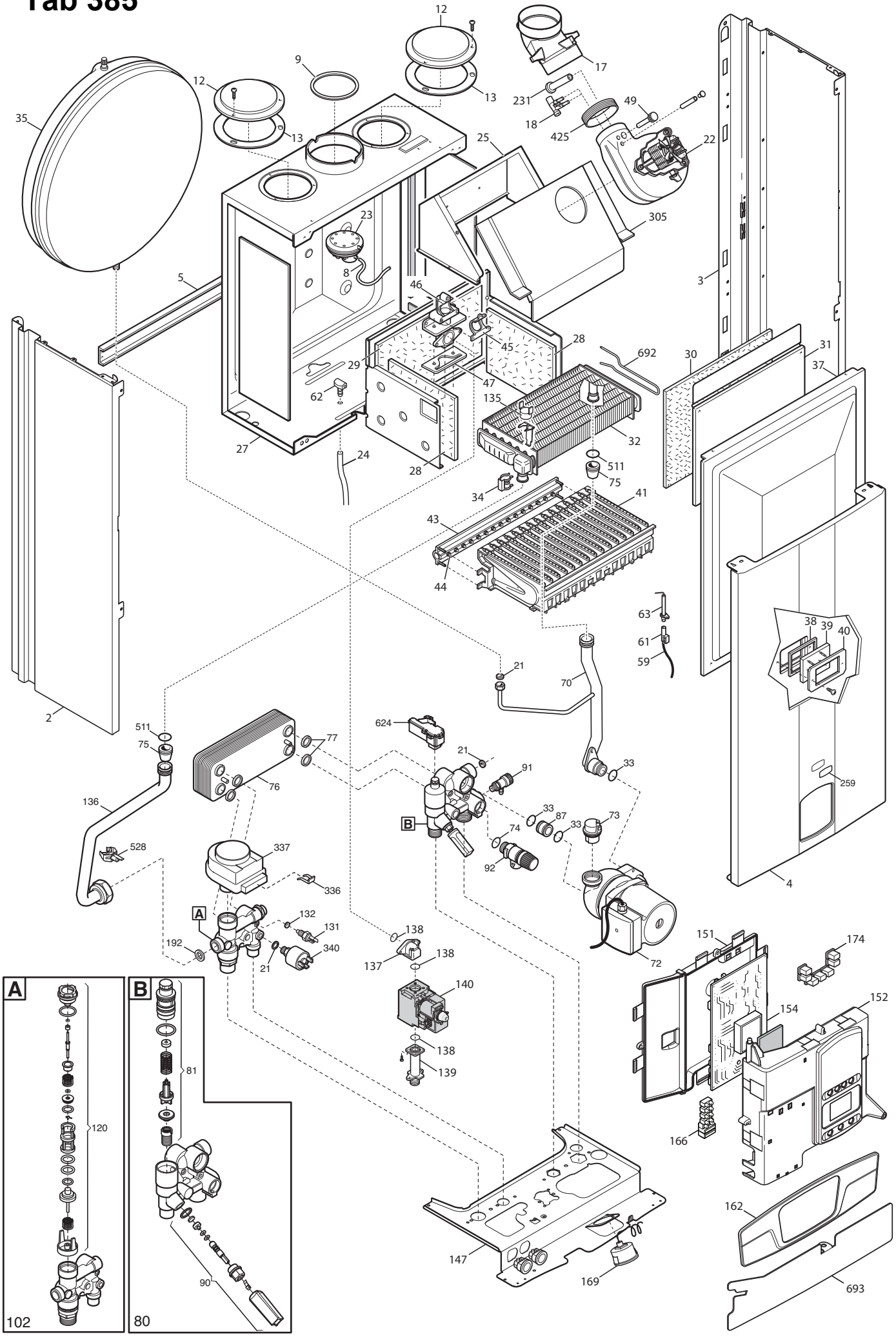
12
9
12
13
13
35
17
231
18
425
49
22
25
305
23
8
5
46
3
45
28
692
30
31
37
29
47
62
135
32
27
24
28
511
75
34
41
43
44
63
61
59
38
39
40
21
70
2
511
75
624
77
21
91
33
76
136
B
33
87
33
73
74
92
528
337
336
259
4
A
132
131
192
340
21
138
137
138
72
151
174
140
152
154
138
139
81
120
166
162
147
169
693
90
A
102
B
80

Tab 433

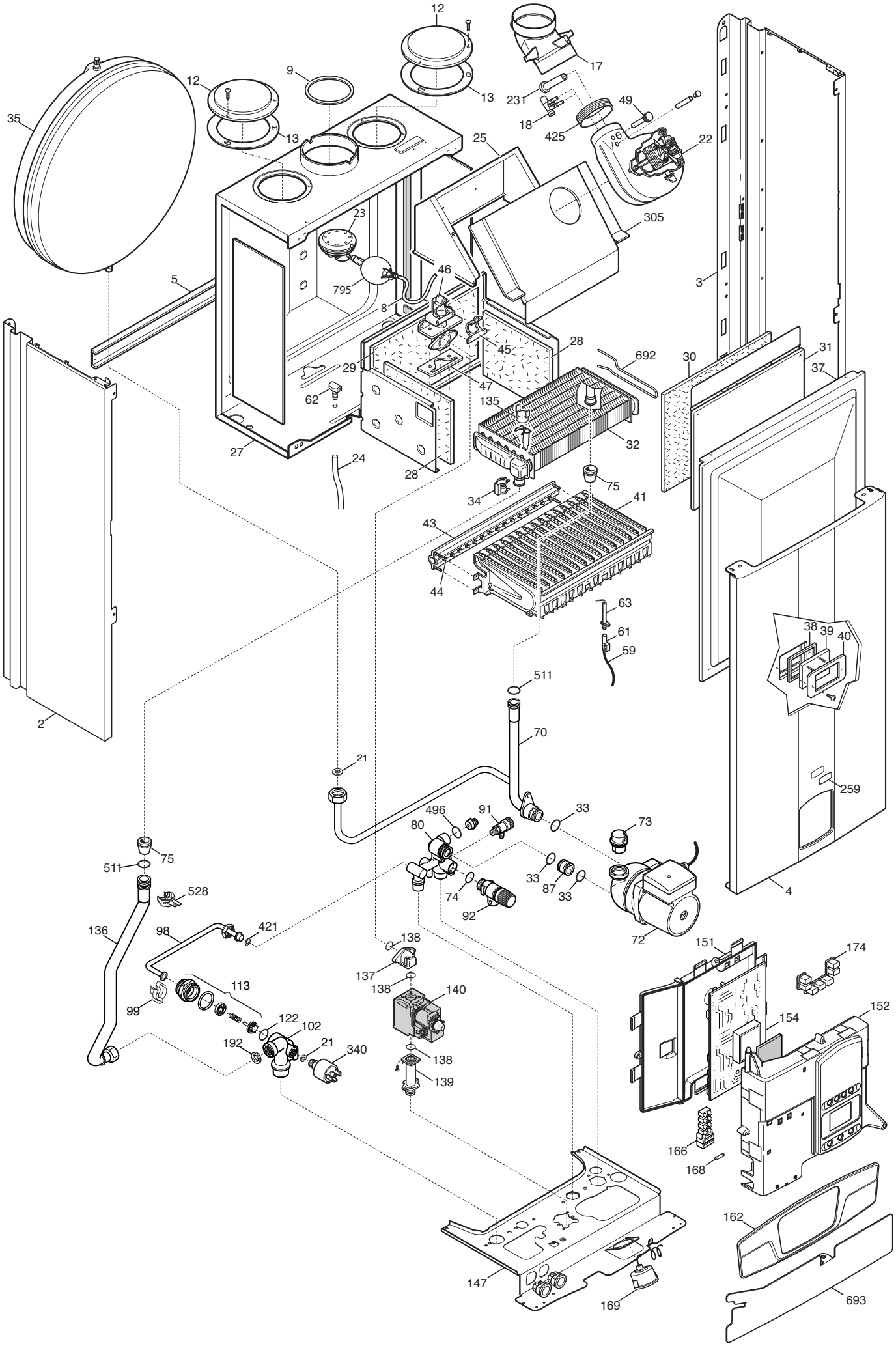
12
17
9
12
13
231
49
35
13
18
425
22
25
23
305
46
5
795
3
8
28
692
30
31
45
29
37
47
62
135
32
27
24
28
75
34
41
43
44
63
61
38
39
40
59
511
2
70
21
259
496
91
33
73
80
75
511
33
87
33
528
74
92
4
136
98
421
72
138
151
174
137
138
140
113
99
122
102
152
154
192
21
340
138
139
166
168
162
147
169
693

Tab 434

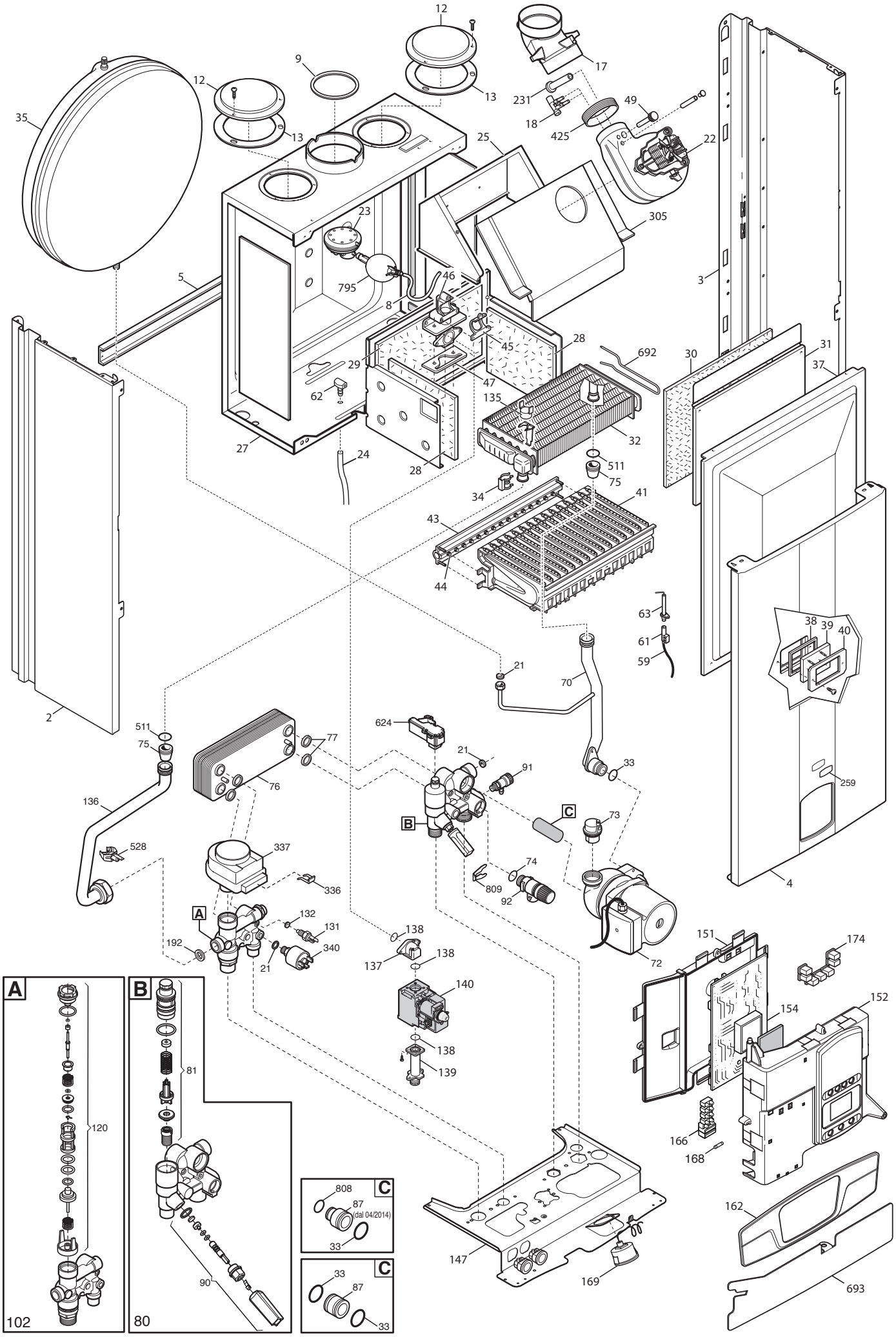
12
9
12
13
13
35
17
231
18
425
49
22
25
23
305
795
46
5
8
3
28
45
692
30
31
37
29
47
62
135
32
27
24
28
511
75
34
41
43
44
63
61
59
38
39
40
21
70
2
511
75
624
77
21
91
33
76
136
B
C
73
259
528
337
74
809
92
336
4
A
132
131
192
340
21
138
137
138
72
151
174
140
152
154
138
139
81
120
166
168
808
C
87
(dal 04/2014)
33
162
147
169
693
90
33
87
C
33
A
102
B
80

BAXI

NOTE :